


**Online payments**  
**through**  
**SBI Collect**



# Step – 1

The screenshot shows the State Bank of India (SBI) online portal. The browser address bar displays "State Bank of India" and the URL "https://www.onlinesbi.com". The SBI logo is prominently displayed at the top left. A navigation bar includes "State Bank Collect" and "State Bank MOPS". The main content area is titled "State Bank Collect" and shows a form for selecting a state and institution type. The form includes two dropdown menus: "State of Corporate/Institution \*" and "Type of Corporate/Institution \*", both currently set to "--Select State--" and "--Select Type--" respectively. A "Go" button is located below the dropdowns. A sidebar on the left contains links for "Reprint Remittance Form" and "Payment History". A footer section contains a document icon and two bullet points: "Mandatory fields are marked with an asterisk (\*)" and "State Bank Collect is a unique service for paying online to educational institutions, temples, charities and/or any other corporates/institutions who maintain their accounts with the Bank." The date and time "20-Sep-2018 [01:58 PM IST]" are displayed in the top right corner of the main content area.

State Bank of India  
https://www.onlinesbi.com

**SBI**

Exit

State Bank Collect    State Bank MOPS

You are here: State Bank Collect > State Bank Collect

▶ State Bank Collect  
Reprint Remittance Form  
Payment History


**State Bank Collect** 20-Sep-2018 [01:58 PM IST]

Select State and Type of Corporate / Institution

State of Corporate/Institution \*    --Select State--


Type of Corporate/Institution \*    --Select Type--

Go

 Mandatory fields are marked with an asterisk (\*)  
State Bank Collect is a unique service for paying online to educational institutions, temples, charities and/or any other corporates/institutions who maintain their accounts with the Bank.

# Step – 2

State Bank of India  
https://www.onlinesbi.com



Exit

State Bank Collect    State Bank MOPS

You are here: State Bank Collect > State Bank Collect


▶ State Bank Collect  
Reprint Remittance Form  
Payment History

**State Bank Collect** 20-Sep-2018 [01:58 PM IST]

Select State and Type of Corporate / Institution


State of Corporate/Institution \*


Type of Corporate/Institution \*

 Mandatory fields are marked with an asterisk (\*)  
State Bank Collect is a unique service for paying online to educational institutions, temples, charities and/or any other corporates/institutions who maintain their accounts with the Bank.

# Step – 3

State Bank of India  
https://www.onlinesbi.com



 Exit

State Bank Collect    State Bank MOPS


You are here: State Bank Collect > [State Bank Collect](#)

▶ State Bank Collect  
Reprint Remittance Form  
Payment History

**State Bank Collect** 20-Sep-2018 [01:59 PM IST]


Select from Educational Institutions \*

Educational Institutions Name    --Select Educational Institutions--

 Mandatory fields are marked with an asterisk (\*)

# Step – 4

State Bank of India  
https://www.onlinesbi.com



Exit

State Bank Collect    State Bank MOPS

You are here: State Bank Collect > [State Bank Collect](#)


▶ State Bank Collect  
Reprint Remittance Form  
Payment History

**State Bank Collect** 20-Sep-2018 [01:59 PM IST]

Select from Educational Institutions \*

Educational Institutions Name    INDIAN INSTITUTE OF TECHNOLOGY, KANPUR ▼

Submit    Back

 Mandatory fields are marked with an asterisk (\*)

# Step – 5



Exit

State Bank Collect

State Bank MOPS

You are here: State Bank Collect > [State Bank Collect](#)

▶ State Bank Collect

Reprint Remittance Form  
Payment History

State Bank Collect

20-Sep-2018 [02:01 PM IST]



**INDIAN INSTITUTE OF TECHNOLOGY, KANPUR**

**G T ROAD, KALYANPUR, , KANPUR-208016**

Provide details of payment

Select Payment Category \*

--Select Category--



- ❖ Mandatory fields are marked with an asterisk (\*)
- ❖ The payment structure document if available will contain detailed instructions about the online payment process.
- ❖ Date specified(if any) should be in the format of 'ddmmyyy'. Eg., 02082008

# Step – 6



State Bank Collect State Bank MOPS Exit

You are here: State Bank Collect > [State Bank Collect](#)

State Bank Collect 20-Sep-2018 02:01 PM IST

State Bank Collect  
Reprint Remittance Form  
Payment History

---

**INDIAN INSTITUTE OF TECHNOLOGY, KANPUR**  
G T ROAD, KALYANPUR, , KANPUR-208016

**Provide details of payment**

Select Payment Category *	CDTE WORKSHOPS
COURSE CODE *	<input type="text"/>
COURSE TITLE *	<input type="text"/>
COURSE DURATION FROM *	<input type="text"/>
COURSE DURATION TO *	<input type="text"/>
PARTICIPANT CATEGORY *	--Select PARTICIPANT CATEGORY--
NAME OF PARTICIPANT *	<input type="text"/>
NAME OF INSTITUTE/ ORGANISATION *	<input type="text"/>
COURSE FEE *	<input type="text"/>
Remarks	<input type="text"/>

**\* PLEASE MENTION THE RECEIPT NO FOR FUTURE REFERENCE AND ALSO EMAIL A COPY OF THE RECEIPT TO QIP@IITK.AC.IN**


Please enter your Name, Date of Birth (For Personal Banking) / Incorporation (For Corporate Banking) & Mobile Number. This is required to reprint your e-receipt / remittance(PAP) form, if the need arises.

Name *	<input type="text"/>
Date of Birth / Incorporation*	<input type="text"/>
Mobile Number *	<input type="text"/>

Enter the text as shown in the image \*

- Mandatory fields are marked with an asterisk (\*)
- The payment structure document if available will contain detailed instructions about the online payment process.
- Date specified (if any) should be in the format of 'ddmm/yyyy'. Eg., 02082008

# Step – 7



<https://www.onlinesbi.com/sbicollect/icollecthome.htm>